


PICK your MIX

You get to choose the colors for the pens in this section - **AND** you can **MIX AND MATCH!**

Pages 5-11

1 SELECT THE PEN STYLE

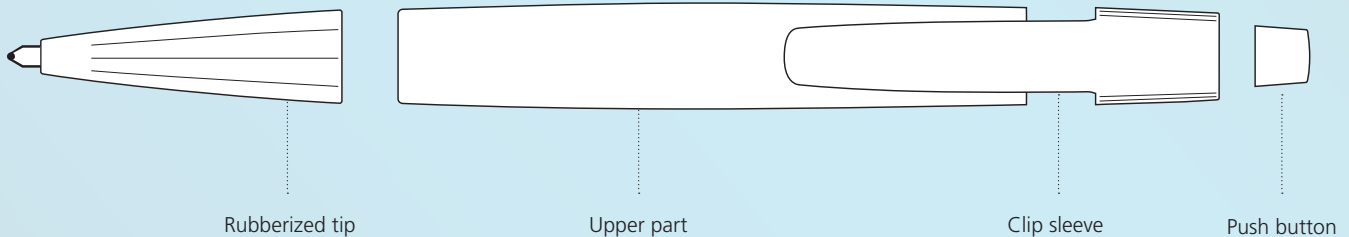

You can pick your mix for pens on pages 5-11



Like Opaque pg. 5

2 CHOOSE YOUR COLORS

Every page has a color palette for that style and the parts you can customize are labeled on each page.



3 ADD YOUR LOGO/MESSAGE

Look for the imprint area box on every page for a guide



SHARE YOUR BRANDED MASTERPIECE -

because everyone will want one, and there is more good news...

88% of people who receive your logo on a Schneider pen will remember exactly who gave it to them. **85%** of those people, will choose your company when it comes time to do business. - *ASI Global Ad Impressions Study, 2019*